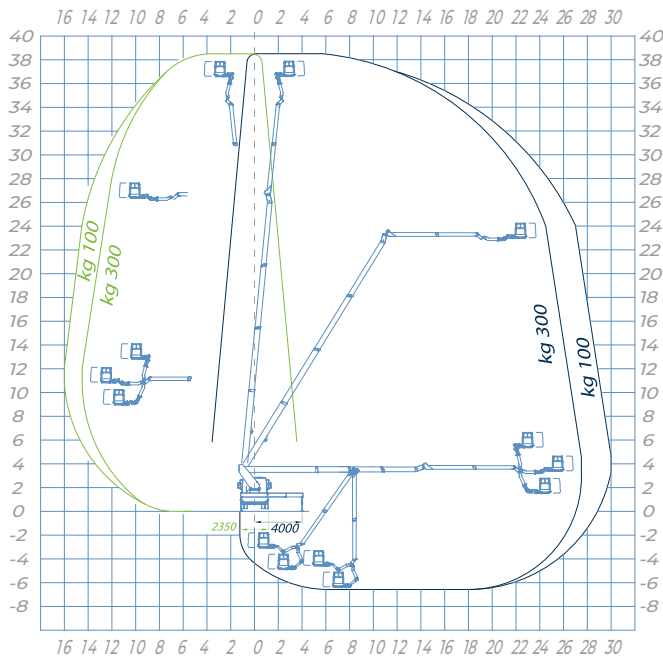
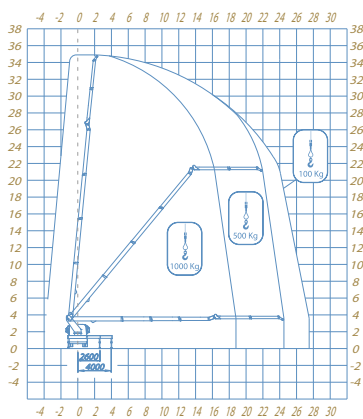
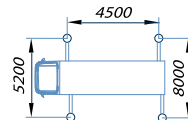




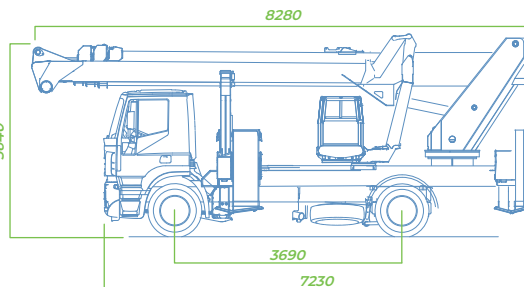
## WORKING DIAGRAM



- Working area with in-shape stabilization
- Maximum working area



OPTIONAL



Iveco Eurocargo

## STANDARD ACCESSORIES

### DATA SHEET

- Extendable aluminum basket with dimensions 2300/3600 x 900x1100 mm
- SOCAGE convertible basket possibility (Eternit)
- Basket rotation 360°
- Rotation turret 700°
- 2nd Jib 180° manual rotation
- Possibility of winch on removable JIB
- Automatic stabilization
- Partially stabilized work areas
- Automatic closing
- Basket control station with console on Socage design including joystick and 7" LCD display with real-time information
- Intercom with headphones for basket-ground communication
- Main and auxiliary motor start / stop control from the basket
- Multifunction radio remote control for emergency control of the aerial part from the ground and stabilization
- Automatic PTO deactivation
- 2 fixed roto-lamp on the vehicle cabin
- Socket 230V / 400V
- Heat exchanger on the hydraulic system
- 2 folding sides, 2 fixed (h 150 mm)
- 4 plates to stand to the ground
- Anti-corrosion treatment on unpainted components

### SAFETY DATA

- Emergency and stop button
- Cross check of open stabilizers
- Anemometer
- Load limiter in the basket
- Moment limiter with double safety and control of correct operation
- Multi axial device for visual control of frame stabilization
- Emergency descent with electric pump (in the absence of the auxiliary motor)
- Rotation brake of the turret with automatic insertion
- Hydraulic system with differentiated filtering with high efficiency filters both on the delivery lines and on the return lines
- Multifunction radio control for emergency control
- Automatism for rotation lock with extension of the stabilizers on one side only
- Chassis flatness sensor
- Flanged block valves

<b>OUTRIGGERS</b> Extensibles HE+HE	<b>WORKING HEIGHT</b> 38,5 mt	<b>BASKET HEIGHT</b> 36,5 mt	<b>MAX OUTREACH</b> 30 mt	<b>BASKET LOAD CAPACITY</b> 300 kg
<b>BASKET SIZE</b> 2200/3200x900x1100 mm	<b>CONTROLS</b> Electric	<b>TURRET ROTATION</b> 700°	<b>GVW</b> 18 ton	