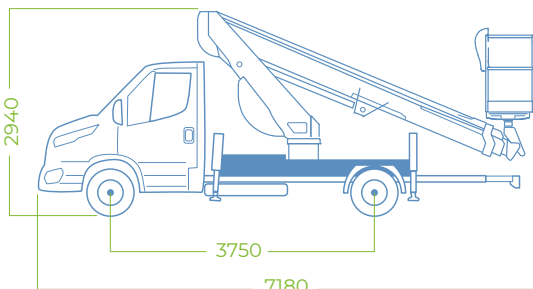
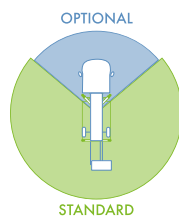
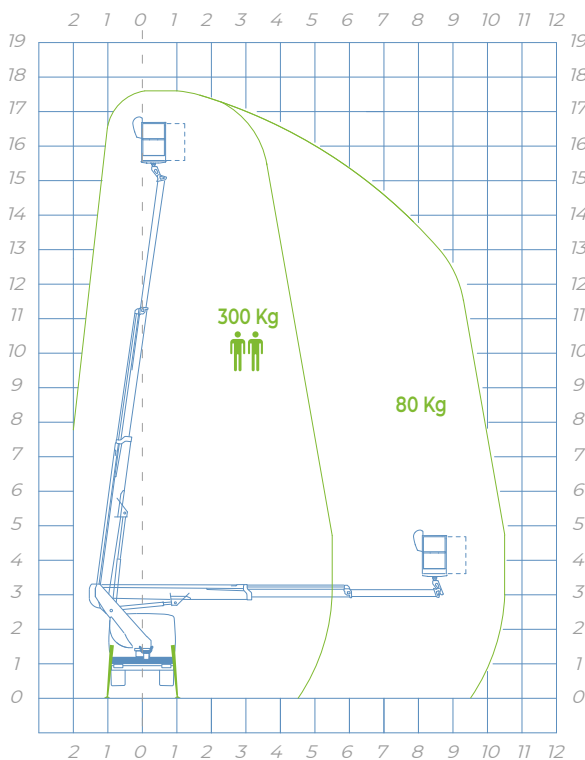




A compact platform for an urban solution

WORKING DIAGRAM



- OUTRIGGERS**
Vertical H+H
- WORKING HEIGHT**
17,7 m
- BASKET HEIGHT**
15,7 m
- MAX OUTREACH**
10,5 m
- BASKET LOAD CAPACITY**
300 kg
- BASKET SIZE**
1400 x 700 x 1100 mm
- CONTROLS**
Electric
- TURRET ROTATION**
700°
- GVW**
3,5 ton

[a] AUTOMATIC STABILIZATION

The **SPEED** function is a new solution present in Socage's Aerial Working Platforms on Chassis. It brings great advantages including increasing safety and facilitating the correct use of the necessary stabilization maneuver to start working. With a single button, even from the basket, it allows to obtain stabilization in a safe, simple and fast way, quickly overcoming the irregularities of the ground.



STANDARD EQUIPMENT

- 4 plates to stand on the ground
- Aluminum basket: size 1400 x 700 x 1100 mm
- Basket insulation 1000 Volt
- Automatic stabilization from the ground and from the basket
- Automatic closing from the ground and from the basket
- Sensor anti-crash smart cab (without bypass)
- Controls from the basket for acoustic signal
- Start/stop control of the main engine and the auxiliary one from the basket
- Electrical hour counter
- Panel control on ground and on basket
- Crossed control open outriggers
- Multi-axial device for visual control of the chassis' stabilization
- Hydraulic system with differentiated filtering with high efficiency filters on delivery/return lines
- Emergency manual pump
- 230V socket on basket
- Basket rotation 90° + 90°
- Tower rotation 700°
- Ladder
- Planarity sensor of the chassis (electronic inclinometer)
- Flanged block valves
- Painting aerial part: white RAL 9016
- Painting chassis: black RAL 9005
- Painting cylinder heads and hydraulic cylinders: blue RAL 5015
- Cataphoresis

OPTIONS

- Emergency electropump 12 or 24 V
- Auxiliary removable electro-pump 230V/50Hz
- Removable electro-pump set-up
- Predisposition for 48V hybrid operation
- Inverter (12 V/230 V, 50Hz, 3000W)
- Removable Lithium Hybrid battery 48V
- Air/water plug (max 100 bar)
- Adjustable white lamp on basket
- Two-seater fibreglass basket 1400x700x1100mm white front climb
- One-seater fibreglass basket 700x700x1100mm
- Insulation basket 1000 V (with certification)
- Electrical insulation basket 1000 V certification
- Radio-control
- Radio-control predisposition
- Load limiter device for basket
- Front working area lock
- Socage Connect
- "Cornini" lights on rear bumper
- Stroboscopic led lights on rear bumper
- Roto-led magnetic lamp
- Roof-truck cab protection
- Special painting on aerial part/chassis/subframe
- Customized stickers
- Extra year warranty
- Fixed bar on truck cab with two roto-lamps
- Fixed bar on truck cab with two roto-lamps + triflash
- Roto-led magnetic lamp
- Reversing audible warning device
- ECS (Easy Control Security)
- End-outline lights on the 4 led stabilizers
- Lateral/Rear para-cyclist bars
- Reflective adhesives for trucks
- Cone holder
- Signal carrier
- Comfort ladder
- Socage pole holder
- Aluminium side rails h 150 mm 3 fixed 1 removable
- Special subframe different from the standard up to 5T