

E600JP

ELECTRIC BOOM LIFTS



Performance

Working Height	20.39 m
Working Outreach	14.19 m
Swing (non-continuous)	400°
Platform Capacity – Unrestricted	230 kg
Platform Rotator (Hydraulic)	180°
Jib – Overall Length	1.24 m
Jib – Range of articulation	145° Vertical (+89°/ -56°)
JibPLUS® – Range of Articulation	180° Horizontal
A. Platform Size	0.76 m x 1.83 m
B. Overall Width	2.42 m
C. Tailswing (working condition)	1.23 m
D. Stowed Height	2.54 m
E. Stowed Length	10.15 m
F. Wheelbase	2.74 m
G. Ground Clearance	0.30 m
Maximum Ground Bearing Pressure	3.9 kg/cm ²
Machine weight ¹	7,815 kg
Drive Speed	4.8 km/h
Gradeability	30%
Axle Oscillation	0.20 m
Turning Radius – Inside	1.22 m
Turning Radius – Outside	4.64 m

¹ Certain options or country standards may increase weight and/or dimensions.

Standard Specifications

Power Source

• Electrical System	48V DC
• Batteries – deep cycle	8 x 6V 415 A/hr
• Drive Motors	Dual Electric Traction

Hydraulic System

• Hydraulic Pump Motor	Perm. Magnet
------------------------	--------------

Tyres

• Tyres (foam filled/non-marking)	36/14LL-22.5
-----------------------------------	--------------

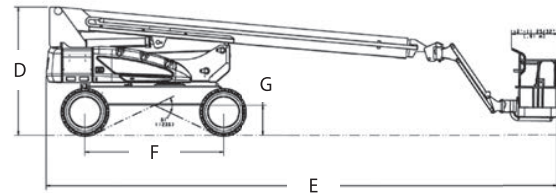
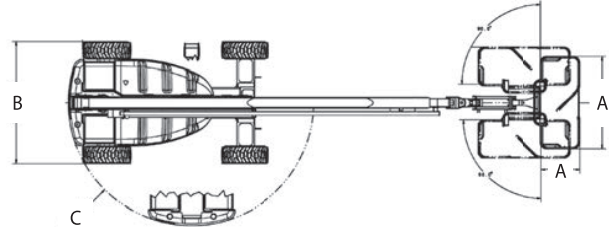
Standard Features

- 0.76 m x 1.83 m low mount platform
- Side entry with drop bar mid rail
- Multiple function operation
- Full proportional drive joystick control with integral thumb steer switch
- Full proportional main boom and swing joystick control
- Multiple speed control for lower boom, telescope, jib and platform rotate
- Selectable creep speed on drive / lift and swing functions
- 1.22 m articulating jib
- JibPLUS® with 4 way axis 1.24m Jib
- 180 degree powered platform rotator
- Platform console machine status light panel¹
- Load sensing system
- AC power cable to platform
- Two Wheel Direct Electric Drive
- Automatic traction control
- Programmable "Personality" settings
- On-board self-diagnostic testing
- Enclosed battery / electrical compartment
- 23 amp automatic battery charger
- Automatic rear wheel brakes
- Sculptured ABS hoods
- 3 degree tilt alarm and indicator light
- Oscillating front axle
- Lifting/tie down lugs
- Ground control selector switch with key lock
- Battery condition indicator
- Hour meter
- Horn
- Platform tool tray
- Manual descent system
- 2.42 m frame
- JLG Skyguard active system

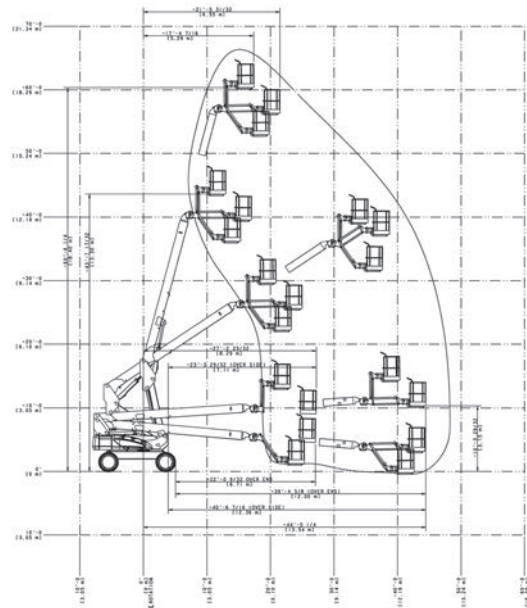
¹ Provides indicator lights at platform control console for system distress, low battery, tilt light, and foot switch status.

Dimensions

All dimensions are approximate.



Reach Diagram



MAYON
MACHINERY RENTRADE, INC.

Head Office: 3rd Floor P & J Building, Lot 32, Blk. 69 M. Roxas Street, Corner Bayani Road AFPOVAL Phase 4, Fort Bonifacio, Taguig City

Biñan, Laguna Yard: Lot 2053-4-A & Lot 2053-4-A5, National Road Barangay Tubigan Biñan, Laguna

Cabuyao, Laguna Yard: Bo. Pulo-Diezmo Road, Brgy. Pulo Cabuyao, Laguna

Tel: +63 (2) 776 0254 | Email: info@mayonmachinery.com